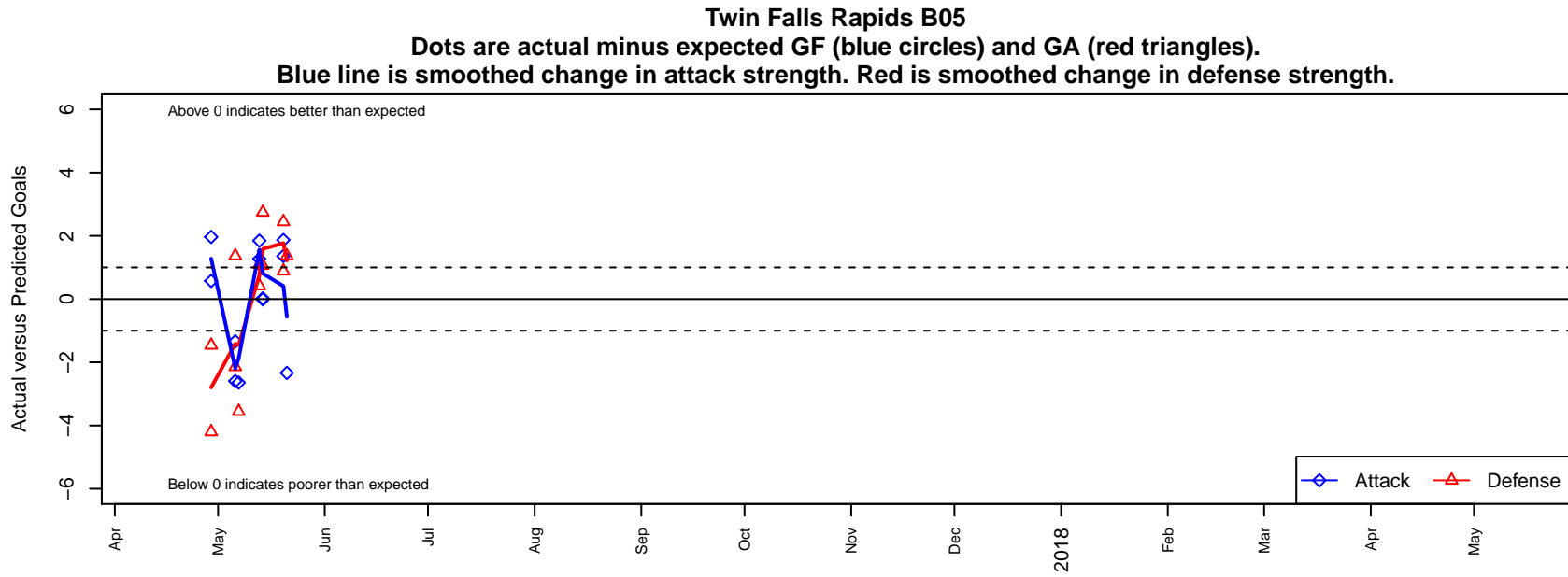


Twin Falls Rapids B05

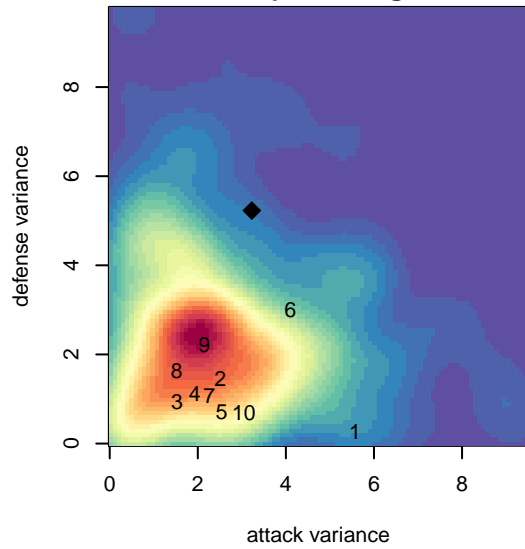
Twin Falls SA
Twin Falls, ID
B05 total strength=929
attack=2.64 defense=0.93

alt names used:

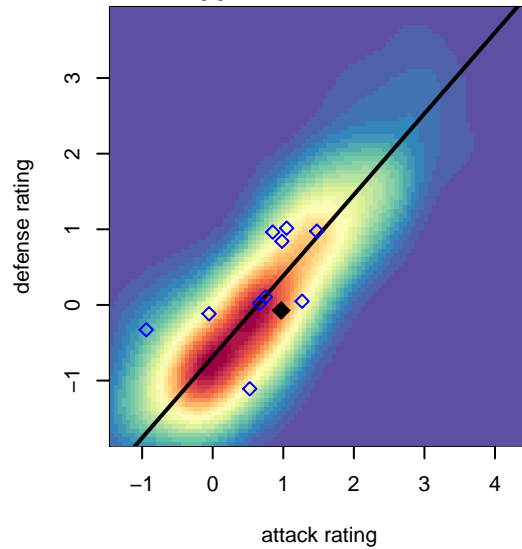
Venues played:
2016 Spr Idaho D3 U12 South
2016 Canyon Rim Classic U12 B National U12
2016 PVSC Spring Classic BU12
2016 ID Directors Cup U12B Silver U12



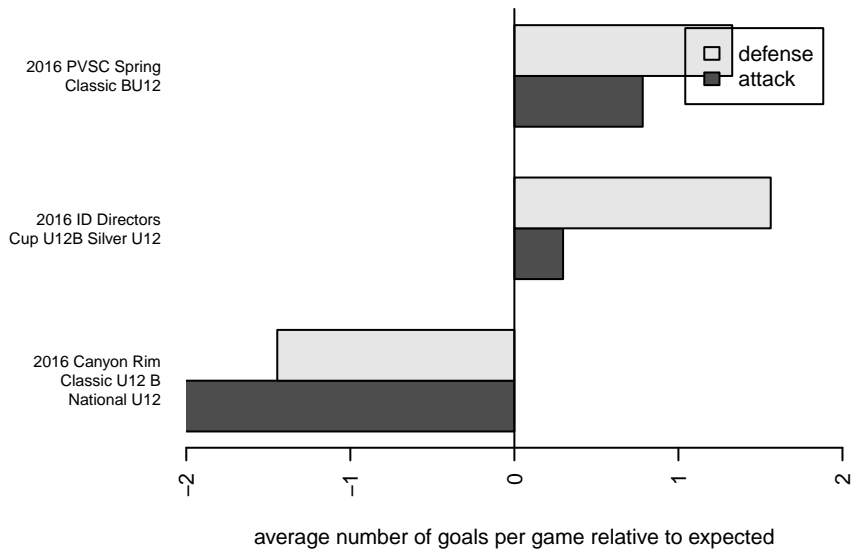
**attack and defense variance (black dot)
relative to other teams
and top 10 in region**



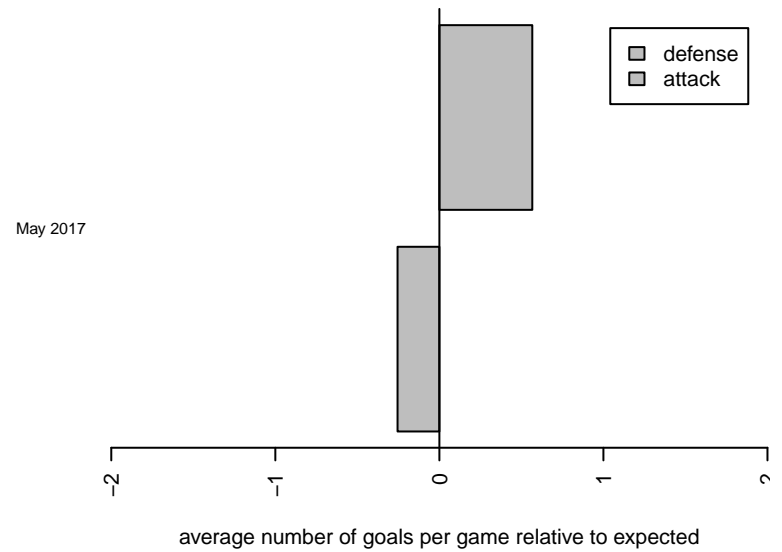
**attack and defense rating
relative to others at age
and all opponents in last 13 months**



Performance relative to 13 month average



Performance relative to 13 month average



date	home		away		venue	pred.home	pred.awa
17-05-21	Twin Falls Rapids B05	0	Boise Nationals Timbers Green B05	1	2016 ID Directors Cup U12B Silver U12	2.34	2.36
17-05-20	Canyon Optimist Inferno B05	2	Twin Falls Rapids B05	3	2016 ID Directors Cup U12B Silver U12	2.88	1.13
17-05-20	Twin Falls Rapids B05	4	Idaho Arsenal United B05	0	2016 ID Directors Cup U12B Silver U12	2.64	2.44
17-05-14	PVSC United Impact B06	0	Twin Falls Rapids B05	3	2016 PVSC Spring Classic BU12	1.06	2.98
17-05-14	Twin Falls Rapids B05	1	BYSL Bluebirdz B05	2	2016 PVSC Spring Classic BU12	1.01	4.74
17-05-13	Twin Falls Rapids B05	5	PVSC United Rebels B05	0	2016 PVSC Spring Classic BU12	3.73	0.42
17-05-13	Twin Falls Rapids B05	3	PVSC United Real B05	2	2016 PVSC Spring Classic BU12	1.15	3.09
17-05-07	Twin Falls Rapids B05	0	Idaho Arsenal United B05	6	2016 Canyon Rim Classic U12 B National U	2.64	2.44
17-05-06	Boise Nationals Timbers Green B05	1	Twin Falls Rapids B05	1	2016 Canyon Rim Classic U12 B National U	2.36	2.34
17-05-06	Twin Falls Rapids B05	5	Elite Futbol Elite B05	4	2016 Canyon Rim Classic U12 B National U	7.59	1.86
17-04-29	Twin Falls Rapids B05	3	Real Middleton Juventus B05	8	2016 Spr Idaho D3 U12 South	2.43	3.80
17-04-29	Twin Falls Rapids B05	3	Sun Valley Blue B05	4	2016 Spr Idaho D3 U12 South	1.04	2.54